



SERVICE INSTRUCTION M20-114

Date: March 11, 2008

SUBJECT: TO ADVISE OWNERS OF REVISED JACKING PROCEDURES FOR MODELS PRIOR TO THE M20L MOONEY AIRCRAFT

MODELS/ SN M20, M20A, M20B, M20C, M20D, M20E, M20F, M20G, M20J, M20K
AFFECTED:

TIME OF COMPLIANCE: MANDATORY: as procedures of this service instruction.

INTRODUCTION: Revision to the jacking procedure for Mooney Aircraft prior to M20L models.

INSTRUCTIONS: When it is necessary to raise the aircraft off the ground:

- CAUTION -

Do not raise the aircraft on jacks, out of doors, when wind velocity is over 10 MPH. Jacks should be on hard surface.

1. Install wing jack points (2) (Mooney P/N 010000-000) in tie down mounting holes outboard of each main landing gear (Refer to Figure 1).

- WARNING -

DO NOT use tie down rings as jack points, DO NOT leave tie down rings on Aircraft during flight.

2. Use standard aircraft jacks at both wing hoist points (wing tie down eyebolt receptacles) outboard of the main landing gears. While holding wing jack points in place, raise jack to firmly contact jack point (Refer to Figure 1).
3. Remove top cowling and support the engine using an "A" Frame with chain hoist or hydraulic "Cherry Picker" and hook into the engine lifting hook (LYCOMING engine) mounted on top of engine or front and rear engine lift hooks (CONTINENTAL engine) (Refer to Figure 1).
4. Raise aircraft evenly, keeping wings as nearly level as possible.
5. Secure safety locks on each jack.

- WARNING -

DO NOT use propeller jacks to lift aircraft.

- CAUTION -

When lowering aircraft on jacks, bleed off pressure on both jacks and front engine lift simultaneously and evenly to keep aircraft level as it is being lowered.

- CAUTION -

Individual wheels may be raised without raising entire aircraft. Wheels not being raised should be chocked fore and aft.

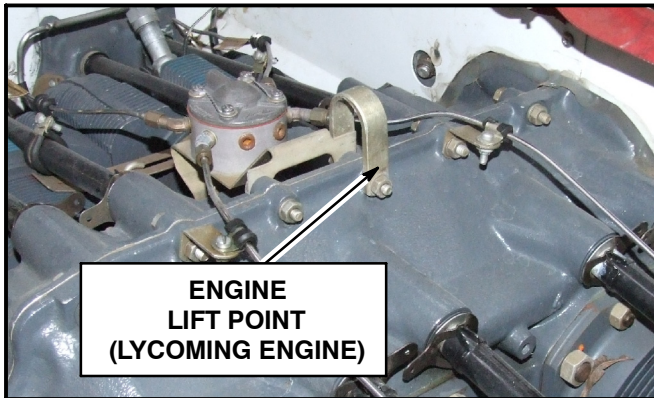
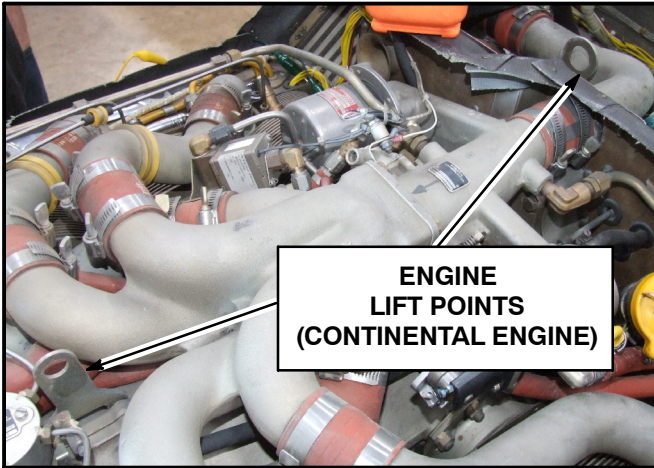
NOTE:

It is not recommended to use tail-tie down fitting during jacking process to lift nose wheel off ground.

WARRANTY: N/A

REFERENCE DATA: also Refer to Hartzell Service Letter #HC-SL-61-231

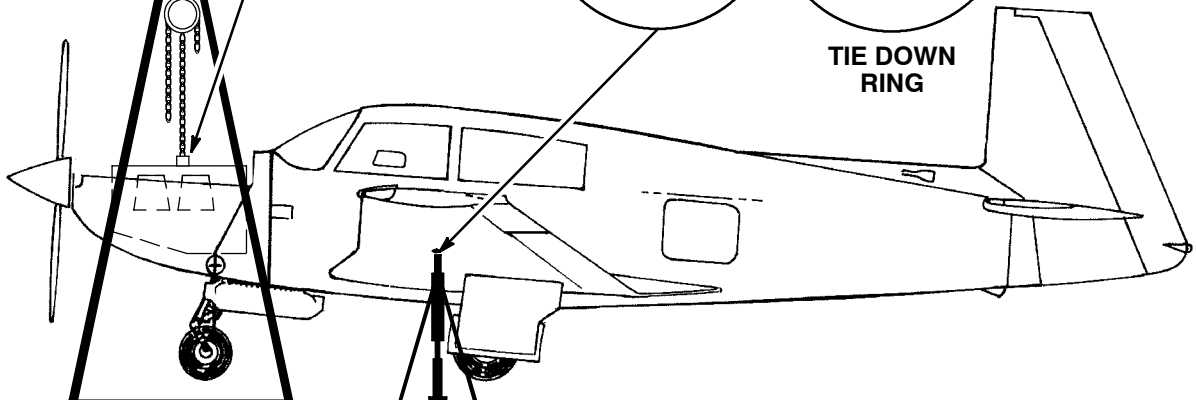
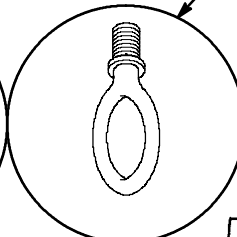
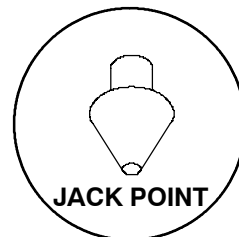
PARTS LIST: N/A



WARNING
DO NOT USE PROPELLER JACKS
OR PROPELLER STANDS

WARNING
DO NOT USE AS
A JACK POINT
DO NOT LEAVE ON
AIRCRAFT DURING FLIGHT

**"A" FRAME
WITH CHAIN HOIST**



ADJUSTABLE JACKSTANDS

FIGURE 1 - JACK AND LIFT POINT LOCATION